



Welcome to



Shotttery St Andrew's CofE
Primary School

Shottery St Andrew's C of E Primary School





We are ...

- a smaller than average primary school, where each child is nurtured as an individual.
- proud of our family and community ethos where everyone is equal.
- ambitious and support all pupils to be successful in educational and personal achievements.
- a Church of England School and while guided by Christian values, we are inclusive and welcome students from all backgrounds.



Anchored in faith we shine!









Reception children join the Hedgehog Class



We continue to follow and build upon the Curriculum Guidance for the Early Years Foundation Stage, while also linking with the National Curriculum and Year 1 where possible.





Mrs Withers
Headteacher



Anchored in faith we shine!



Miss Boo Jones
Office Manager



Miss Howlett
Class Teacher
EYFS Lead



Miss Blake
Teaching Assistant

The Curriculum

The curriculum is organised into the following seven areas of learning:

Communication and Language

Personal, Social and Emotional Development

Physical Development

Literacy

Mathematics

Understanding the World

Expressive Arts and Design



The focus is on learning through play and activity that builds a firm foundation for the Key Stage One Curriculum that starts in Year One.




Reception Learning



Direct teaching

Group and class sessions to introduce key learning.



Rainbow Challenges

Opportunities to practise and consolidate learning



Continuous Provision

The resources and areas in the classroom and orchard to provoke learning through play and exploration





Supporting at home



Read, Talk and Play together


Weekly activities will be posted on an app called Tapestry.

The activities focus on three areas

Read: sharing a book, text, song or rhyme together.

Talk: a focus question or topic to talk about

Play: an activity to share and explore together.





A typical day in the Hedgehog Class

A typical day is fast paced and action packed.



The gate opens at 8.40am and the register will be taken at 8:50 am. Arrivals after this are recorded as late.

The children put their water bottle on the table in the orchard and then come straight into the classroom and put their belongings in their drawer and get busy with classroom activities.

After a short Collective Worship either as a whole school, key stage or class the reception children have an active session on the playground where they learn games and practise movement skills and have the bikes, scooters and toys to play with. This is followed by a direct teaching session based on the Sounds-write phonics scheme.

We then have fruit and milk together as a class before moving into further learning in the classroom and orchard.

A typical day in the Hedgehog Class

We start the afternoon with a direct teaching session (usually Number based).

Then the afternoon runs similarly to the morning with Topic based learning before finishing the day with a story.

Each day a visual timetable is displayed in the classroom to help the children to be familiar with the routines and any changes to a typical day.

School finishes at 3.20pm Please come to the orchard area and the children will be dismissed from the classroom only when we have seen that there is an adult there to collect them.

Please let the office know if anyone different is picking your child up.

Children entering our wrap around provision will be taken to the wraparound staff.





Snack time

- At snack time the children are provided with a piece of fruit, through the Fruit for Schools Scheme.
- There is also the opportunity for children to have a drink of milk. This is free while they are under five, but must be ordered or purchased on a half termly basis, directly with the dairy.

Drinks



- Please supply your child with a small plastic bottle, with their name on, so they can have drinks of water throughout the day.
- As the children are free to drink throughout the day please only put **water** in the bottles (no squash).
- Water bottles are stored on the table in the orchard, to avoid spillages in the classroom and allow for easy collection at the end of the day.



Lunch time



- All children are entitled to a school dinner through the universal free school meals for primary school pupils (Reception, Year 1 and Year 2).
- School dinners need to be ordered directly with Bailey's Catering (information was in your pack).
- School dinners are served in the main building and a year 5 or 6 buddy will then help the children to bring their tray back to the classroom where we eat together.
- If you chose to provide your own packed lunch please keep it healthy, chocolate bars, fizzy drinks, cans, glass bottles or hot soup are not allowed.

What will they need?



School Uniform

- White shirt, blouse or polo shirt
- Royal blue sweatshirt, pullover or cardigan, with or without logo
- Grey trousers/shorts or skirts or skorts
- Grey, black or white socks/ tights
- Black, brown or navy flat shoes (no open toed shoes or trainers)
- In summer, a blue checked or striped summer dress can be worn

Our School outfitters are: **Brigade Clothing** at www.brigade.uk.com/parents. Items are delivered to the school FOC every two weeks.

We hold a minimum amount of uniform at school which can be ordered via Parentmail but would prefer parents to order via our supplier.

We also have second hand uniform

Please make sure that everything your child wears for school is clearly marked with their name.

What will they need?

Book bag...



Coat...



important for lunch time and when using the outdoor early years area

Sun hat...

Sun cream...



Wellington Boots...

that can be kept in school so we can venture outside even when the ground is wet.

Please make sure that everything your child wears for school is clearly marked with their name.

Wraparound



Breakfast Club

Breakfast club runs from 8am every morning.

Please book in through the office.

Wraparound

Wrap around runs everyday from the end of the school day to 6pm.

Other important information



Attendance

Establishing a good attendance habit is crucial for future achievements and successes, and is a safeguarding issue which will be followed up. However if our child is unwell and unable to attend school please ring the office by 9.30 am in the morning

Hair and jewellery

Please make sure all long hair is tied back.

No jewellery.

No nail varnish please.

Keeping you informed

We aim to work in partnership with parents to ensure the best education for all children.

To achieve this, it is important to establish and maintain good communication between home and school.

This can be through:-

- Quick chats in a morning or an afternoon

- Weekly school newsletters and reminders are sent directly to you by e-mail.

- Half termly class newsletter

- School website (www.shotterystandrewsprimary.org.uk)

- Parents evenings and open evenings

- Arranged times

- Reading Records - Please add your comments and sign

- Parent information meetings

- Tapestry and Dojo

If there is a problem or you are unsure about something please let us know by either ringing, emailing or speaking to us in person.

Preparing your child for the start of term



Be positive: It's common for adults to feel a little anxious about their child starting school, but it's important for you to be positive and enthusiastic about the changes and opportunities of starting school.

Key things to help the transition into school include:

- ☐ Be able to go to the toilet independently, wipe their bottoms and wash their hands afterwards.
- ☐ Be able to put on and fasten their own coat.
- ☐ Be able to sit still and focus on an activity e.g. play a game, complete a puzzle, draw or paint a picture.
- ☐ Be able to share and take turns with adult support.
- ☐ Be able to listen to a story and talk about favourite books.
- ☐ Be able to recognise their own name.

If there is anything that would be helpful for us to know, please inform us via the school office. Thank you. (admin3057@welearn365.com or 01789 551508)

Getting to know your child



Hello my name is

I like to be called

My favourite activity is...



My family



I like ...

My favourite story is...



My favourite game is...



My pets



My favourite toy is...



Fruits that I like are...



My favourite colour is...



I use my

right hand

left hand



both

My favourite TV program
is...



I don't like ...

When I start school I may need help with...



At school I am looking forward to...



When I'm feeling sad it helps if...



Getting to know your child

The first few weeks

During the first few weeks we will find out what the children **already know & can do** and use this information to help us develop the curriculum.



50 THINGS TO DO BEFORE YOU'RE 5

Playing with your child is one of the most important things you can do to support their development. The time you spend playing together will help them learn all sorts of things – from counting and writing, to exploring and making new friends.

Our list of 50 things to do before you're 5 will give you lots of ideas to support your child's learning through play. Complete it online or print it off, stick it on the fridge and tick off each activity!

Share and upload photos of you and your little ones achieving each of the 50 things to the TLC Facebook page and once you've completed the list, download your own 50 things to do before you're 5 certificate from the TLC website.

1. Run through long grass (barefoot if you can) ☐
2. Lie in the long grass and feel the grass between your toes, fingers tickling your nose ☐
3. Go on a walk through the woods in all seasons and weathers! ☐
4. Not near any woods? Go for a walk around your neighbourhood, find a tree and watch it change through the seasons ☐
5. Plant and care for a beautiful smelling flower ☐
6. Go on a treasure hunt ☐
7. Have a teddy bear's picnic ☐
8. Climb a tree ☐
9. Play 'pooh sticks' ☐
10. Make an insect house ☐
11. Learn to ride a bike and go on a long bike ride ☐
12. Care for a pet (no matter how small) ☐
13. Play hide and seek ☐
14. Take part in an Easter egg hunt at home ☐
15. Visit the seaside. Explore, and find treasures at the beach ☐
16. Paddle in the sea ☐
17. Build sandcastles ☐
18. Investigate and discover life in rock pools ☐
19. Visit the farm or zoo ☐
20. Paint and create as much as you can ☐
21. Play make believe, and be who you want to be, a spaceman on the moon or a knight in a castle ☐
22. Have a picnic outdoors or indoors with all your favourite treats ☐
23. Be an explorer and hunt for bugs ☐
24. Help make your own dinner ☐
25. Look for worms, and see how they wiggle ☐
26. Go for a walk on a windy day. Take a scarf or a kite and see how they fly ☐
27. Roll down a hill ☐
28. Dig for treasure ☐
29. Try baking a cake and lick the spoon! ☐
30. Make perfume from flower petals ☐
31. Go crabbing ☐
32. Make a snow angel and have a snowball fight ☐
33. Play with water, pour, explore, wash toy cars ☐
34. Use all of the furniture downstairs and all the blankets/towels from upstairs to make a huge den/fort that you can crawl around ☐
35. Have a sleepover in the den you've made ☐
36. Show your grown up how to hit nails into wood, use real tools and be creative with bits and bobs ☐
37. Play in autumn leaves and throw them over your head. Listen for the crunch under foot, then pick your favourites and make your very own leaf man character! ☐
38. Read a book under a tree ☐
39. Go out in the rain and jump in puddles ☐
40. Lie on your back outdoors and watch the clouds ☐
41. Go blackberry picking and eat as many as you can! ☐
42. Make a mud pie ☐
43. Blow a dandelion clock ☐
44. Balance on a log ☐
45. Chase your shadow on a sunny day ☐
46. Catch rain or snow on your tongue ☐
47. Go on a torch-lit walk in the dark, look for stars and night time animals ☐
48. Sleep in a tent ☐
49. Toast marshmallows on a camp fire ☐
50. Join the library and borrow some books ☐

If there is anything else that would be helpful for us to know, please inform us via the school office. Thank you. (admin3057@welearn365.com or 01789 551508)

Friends of Shottery St Andrews

F.S.S.A



As a parent or career of a child in school you are automatically a member of the F.S.S.A (Friends of Shottery St Andrews School).

The F.S.S.A organises many events throughout the year for children and adults.

They also raise money to support the school and enable extra resources to be purchased to benefit the children.

But these events and support will only happen if you as parents are willing to commit a little time to support and organise events and activities.

Please get involved and become an active member of the F.S.S.A.



Induction Day: Wednesday 10th July 10 - 11.30am



Storytime: Tuesday 3rd September at 3.00pm

First day at school Wednesday 4th September

8.40 am - 3.20 pm

**We look forward to welcoming you and your child
fully into our school community in September.**