

Key Stage 2 Results 2019				
14 Children		School	Warwickshire	National
Expected Standard and Above	Reading	79%	66%	75%
	Writing	64%		58%
	Mathematics	71%		76%
	Science	100%		82%
	Grammar, Punctuation, Spelling	86%		78%
Greater depth	Reading	43%		28%
	Writing	21%		20%
	Mathematics	36%		24%
	Grammar, Punctuation, Spelling	29%		34%
Average Scaled Score	Reading	107.3	105	
	Mathematics	105.4	105	
	Grammar, Punctuation, Spelling	107.1	106	

Progress score in reading, writing and maths ?

Reading

Writing

Maths

Average

2.3

Average

1.2

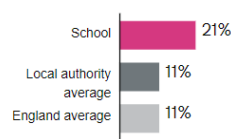
Average

0.6

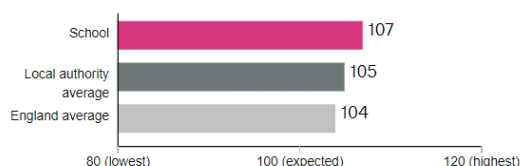
Pupils meeting expected standard in reading, writing and maths ?



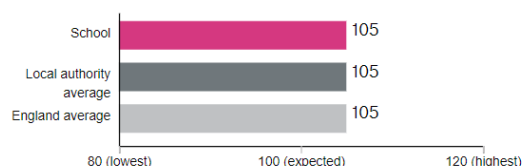
Pupils achieving at a higher standard in reading, writing and maths ?



Average score in reading ?

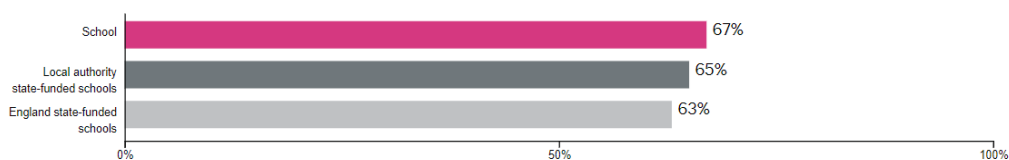


Average score in maths ?



Three year average ?

[View](#)



Percentage of pupils meeting the expected standard in 2017-2019